

# Treating 3rd Degree Burns on the Anterior Abdominal Wall of a Paraplegic Patient with an Advanced Thermoreversible Antiseptic Hydrogel

## PATIENT'S BACKGROUND

A 67-year-old patient paraplegic presented herself at our office suffering from 2nd and 3rd degree burns on the anterior abdominal wall. The patient sustained the burn injuries from a hair dryer that she had inadvertently left resting on her abdomen. The severity of the injury was not immediately known to the patient due to the lack of sensation in the area. The patient attempted to self-treat for a week prior to coming to our wound care center.

## DIAGNOSIS AND TREATMENT

The patient had several burns that ranged from second to third degree burns with eschar. The patient did not feel pain in the traditional sense but did feel discomfort in the burn area. At the time of the first visit, the wounds were evaluated and staged. The eschar was removed from the wound margins. The patient was treated with BioRelease Wound and Burn Hydrogel Dressing that was applied directly to the burn areas. The area was then covered with Adaptic and four by fours and secured to the area with a film dressing. The patient was shown how to change her dressings and was asked to return weekly for follow up.

## OUTCOME

Substantial healing was evident on the patient's first return visit and the progress was sustained through the entire month she remained under my care. The patient stated that as soon as she started using the product that her "discomfort" subsided. The patient did not become infected and the level of scarring and contracture is considered minimal based upon the severity of the burns.

5/26/23



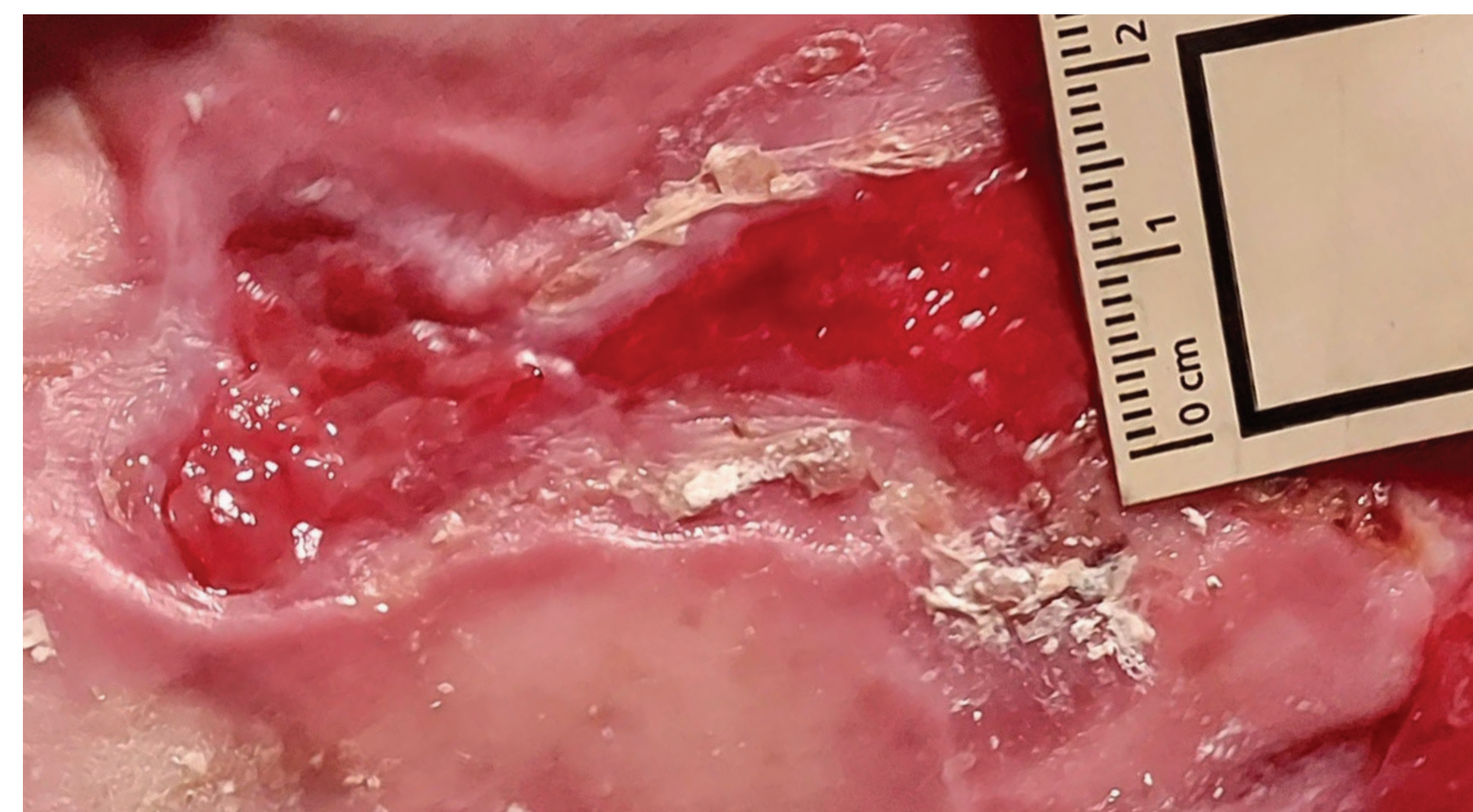
6/02/23



6/08/23



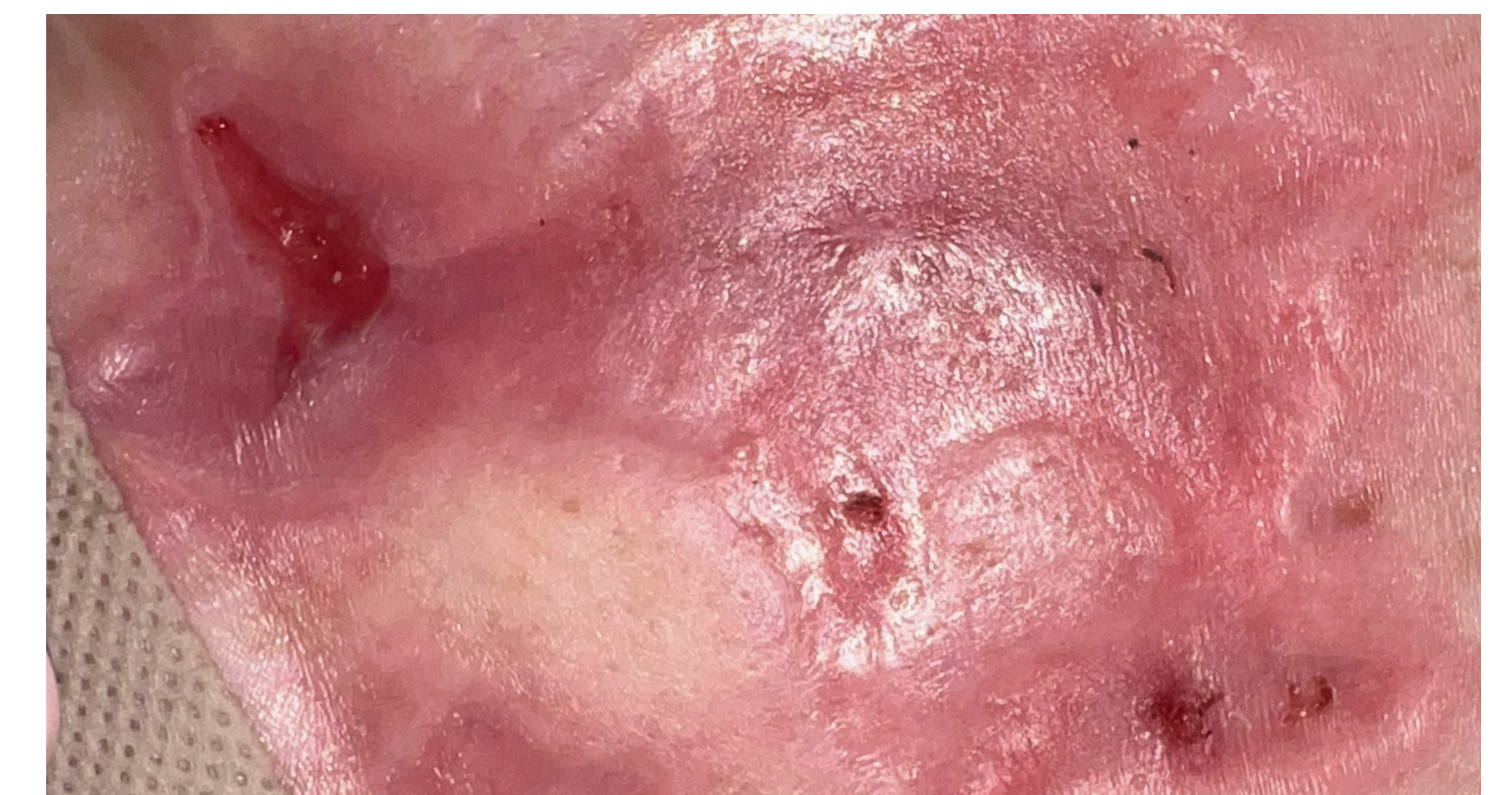
6/16/23



6/23/23



6/30/23

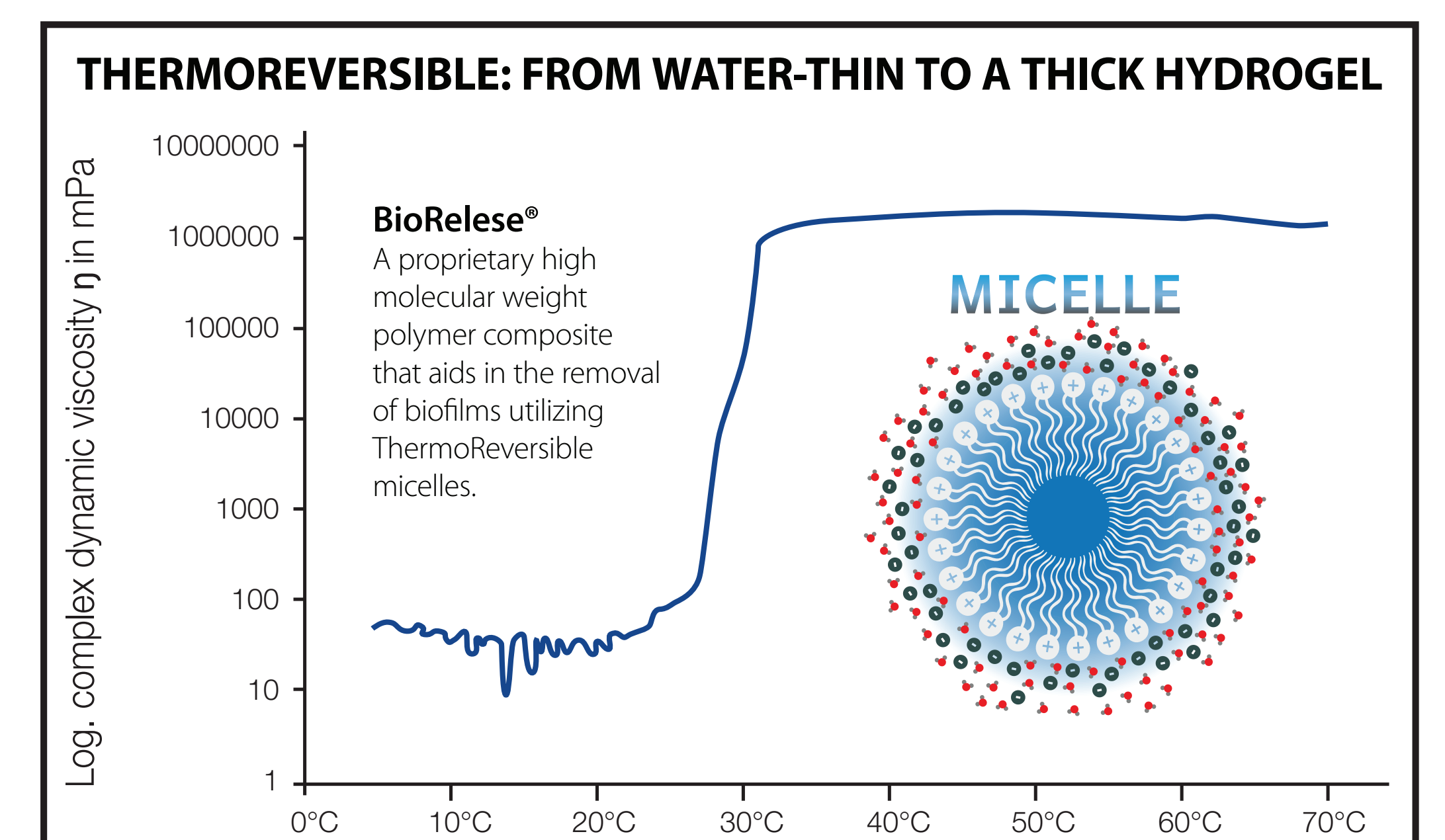


## MILLIONS OF THERMO-REVERSIBLE MICELLES COAT BURN-WOUNDS AND PROTECT AGAINST INFECTION

BioRelease® forms millions of micelles that contain a unique preservative system and a time-released antimicrobial that travels deep into the biofilm. The high molecular weight polymers dissolve all the biofilm accounting for a 99.99% removal rate. The antimicrobial system then kills the entrapped pathogens over a 24-hour period and continues to work for up to 5 days. The distribution of the antimicrobial throughout the millions of micelles creates a large surface area over which the antimicrobial activity can act, which provides


long-term protection against any new microbial release within the wound.

The product's thermo-reversibility changes the viscosity of the hydrogel at body temperature. The hydrogel is water thin in the bottle. Once the hydrogel is dispensed into the wound, it quickly becomes a thick, stretchable and moldable hydrogel that form-fits the wound and fills in tunnels that would otherwise have to be packed. This proprietary technology saves time, money and ensures a perfect form-fitting wound bed moisture system.



## INVESTIGATORS

**Michael Lavor, MD** is Medical Director of Saguaro Wound Care Clinic. He served as Dept. Chairman for General and Vascular Surgery at Tucson Medical Center, and Chief of Surgery and Staff at El Dorado Hospital. He is board certified in general surgery and fellow in the American College of Surgeons. He's past president of the Rocky Mountain Vascular Surgical Society, a Fellow in the Southwestern Surgical Congress. He was Commander/OIC of a surgical



base in Afghanistan, 2012-2013. **Jessica Barcelo (CCMA)** is a clinically certified medical assistant. She served two years as clinical lead for an urgent care center with an additional two-years experience as a wound care specialist.

7140 E. Rosewood Street, Suite 110 - Tucson, AZ 85710  
Phone (520) 633-1715 • Sagarowoundcare@gmail.com