

# We Are in This Together: Identifying Needs of Pharmacy Faculty for Formal Cultural Competence Training

Akesha Edwards, PharmD, PhD<sup>1</sup>; Katie Leslie, PhD<sup>2</sup>; Rakhi Karwa, PharmD<sup>3</sup>; Qian Ding, PhD<sup>4</sup>; Laura Sjoquist, PharmD<sup>5</sup>; Joshua Wollen, PharmD<sup>6</sup>; Devra Dang, PharmD<sup>7</sup>; Sally Arif, PharmD<sup>8</sup>; Paul Gavaza, PhD<sup>9</sup>; Joshua Knebel, PharmD<sup>10</sup>; Marina Suzuki, PharmD, PhD<sup>11</sup>; Regina Arellano, PharmD<sup>8</sup>

<sup>1</sup>St. John Fisher University, <sup>2</sup>Sullivan University, <sup>3</sup>Purdue University, <sup>4</sup>Ferris State University, <sup>5</sup>University of Findlay, <sup>6</sup>University of Houston, <sup>7</sup>University of Connecticut, <sup>8</sup>Midwestern University, <sup>9</sup>Loma Linda University, <sup>10</sup>University of the Incarnate Word, <sup>11</sup>Pacific University

## MAIN TAKEAWAYS

- There is an undeniable need for all health care professionals to practice cultural competence (CC).
- AACP membership have signaled some positive interest in a formal advanced credential in CC.
- Perceived values for CC training/credentialing are influenced by variables such as world view, cost, resources, and personal and professional motivations. These should be considered when designing programming.

## BACKGROUND

- This study was conducted by members of the Health Disparities and Cultural Competence SIG's Scholarship Committee.
- It is a follow up to Chen et al's 2021 assessment.<sup>1</sup>

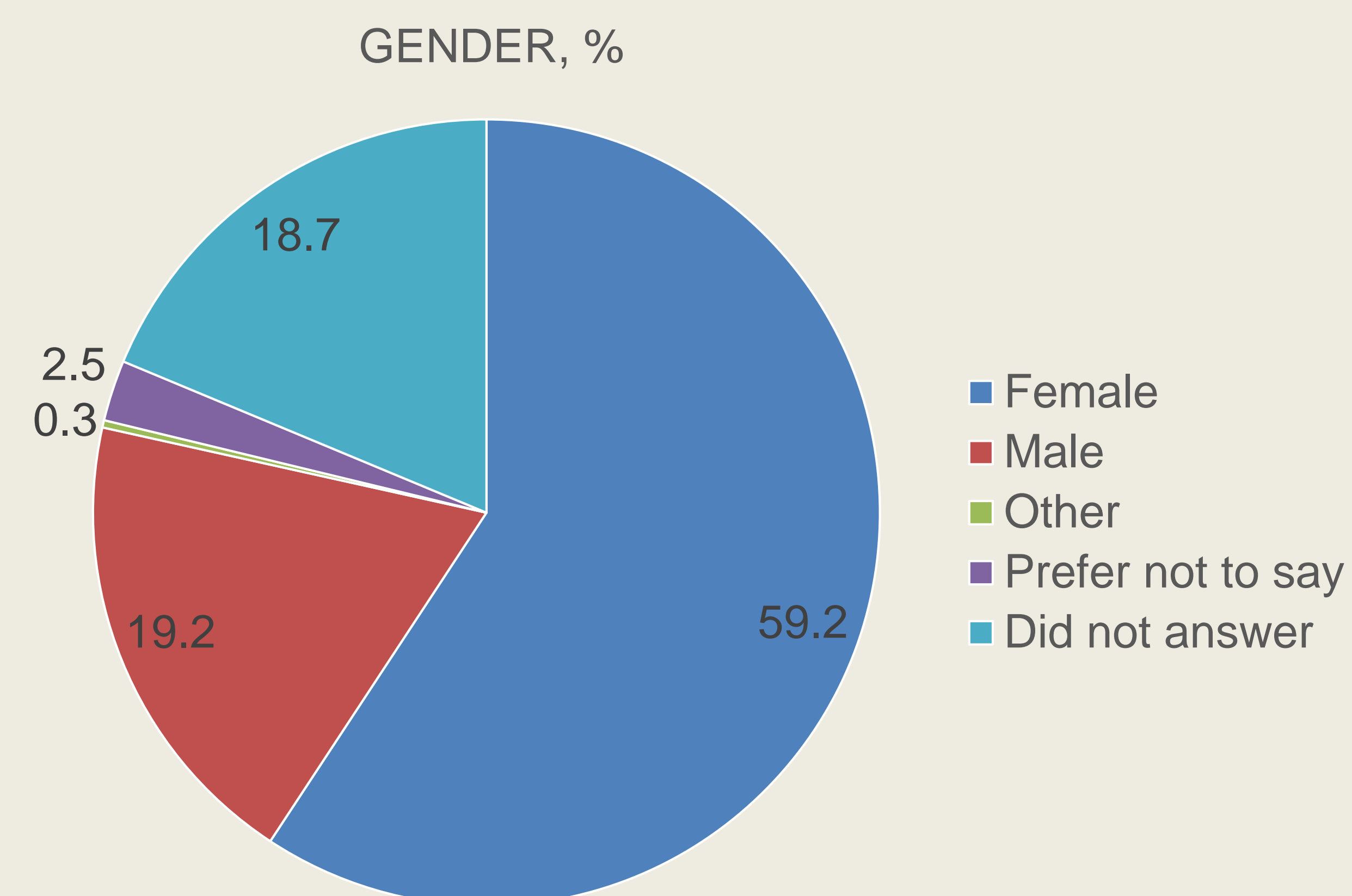
## OVERALL AIM

To assess the perceived need and interest of pharmacy faculty for targeted and specialized CC training.

## METHODS

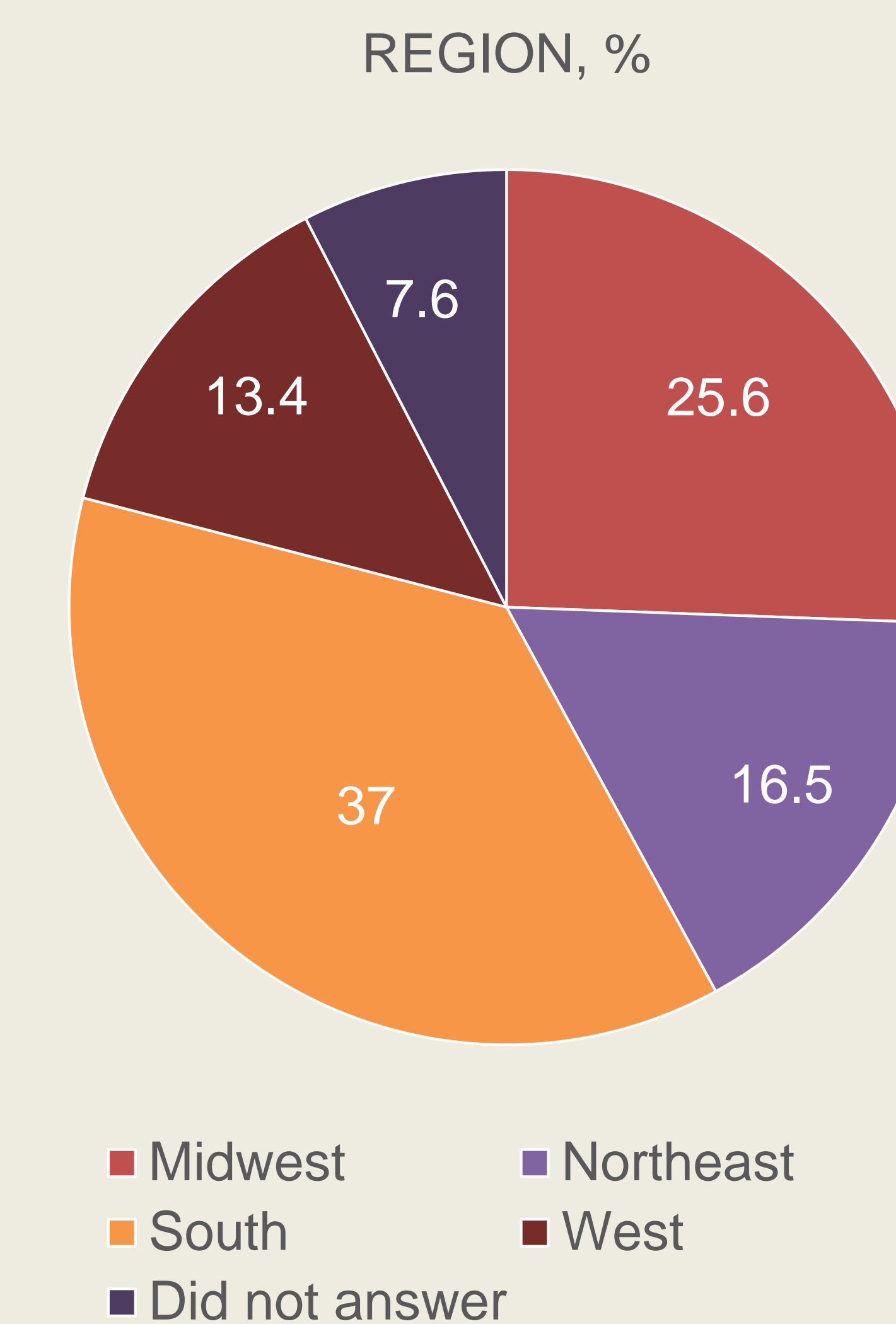


## RESPONDENT DEMOGRAPHICS, n=395



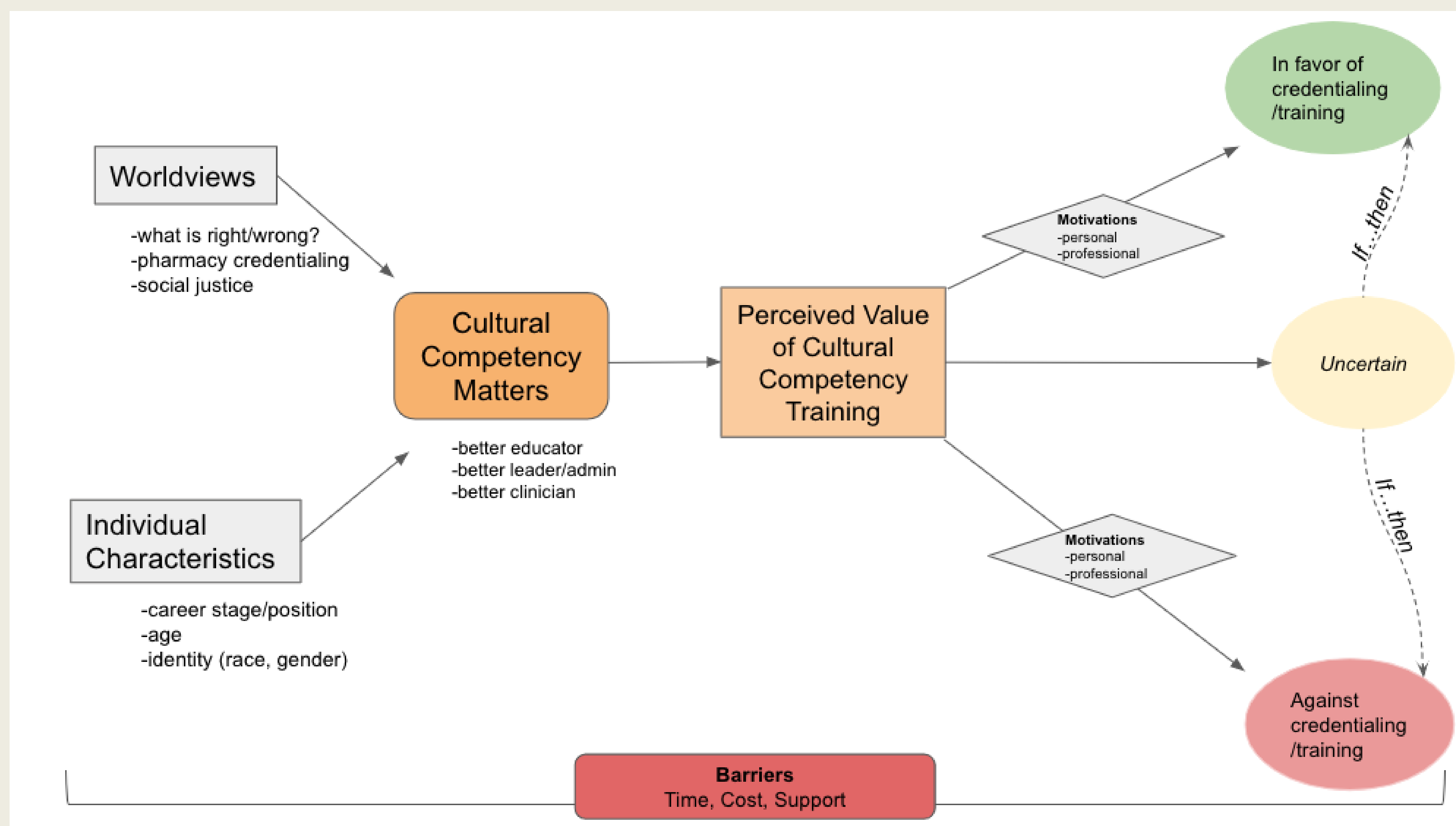
Race / Ethnicity	n (%)
Asian	21 (5.3)
Black / African American	33 (8.4)
Hispanic / Latinx	12 (3.0)
Middle Eastern or North African	2 (0.5)
Mixed Race	6 (1.5)
Native American	1 (0.3)
Native Hawaiian or Other Pacific Islander	2 (0.5)
White	230 (58.2)
Other	2 (0.5)
Prefer not to say	12 (3.0)
Did not answer	74 (18.7)

## INSTITUTION DEMOGRAPHICS



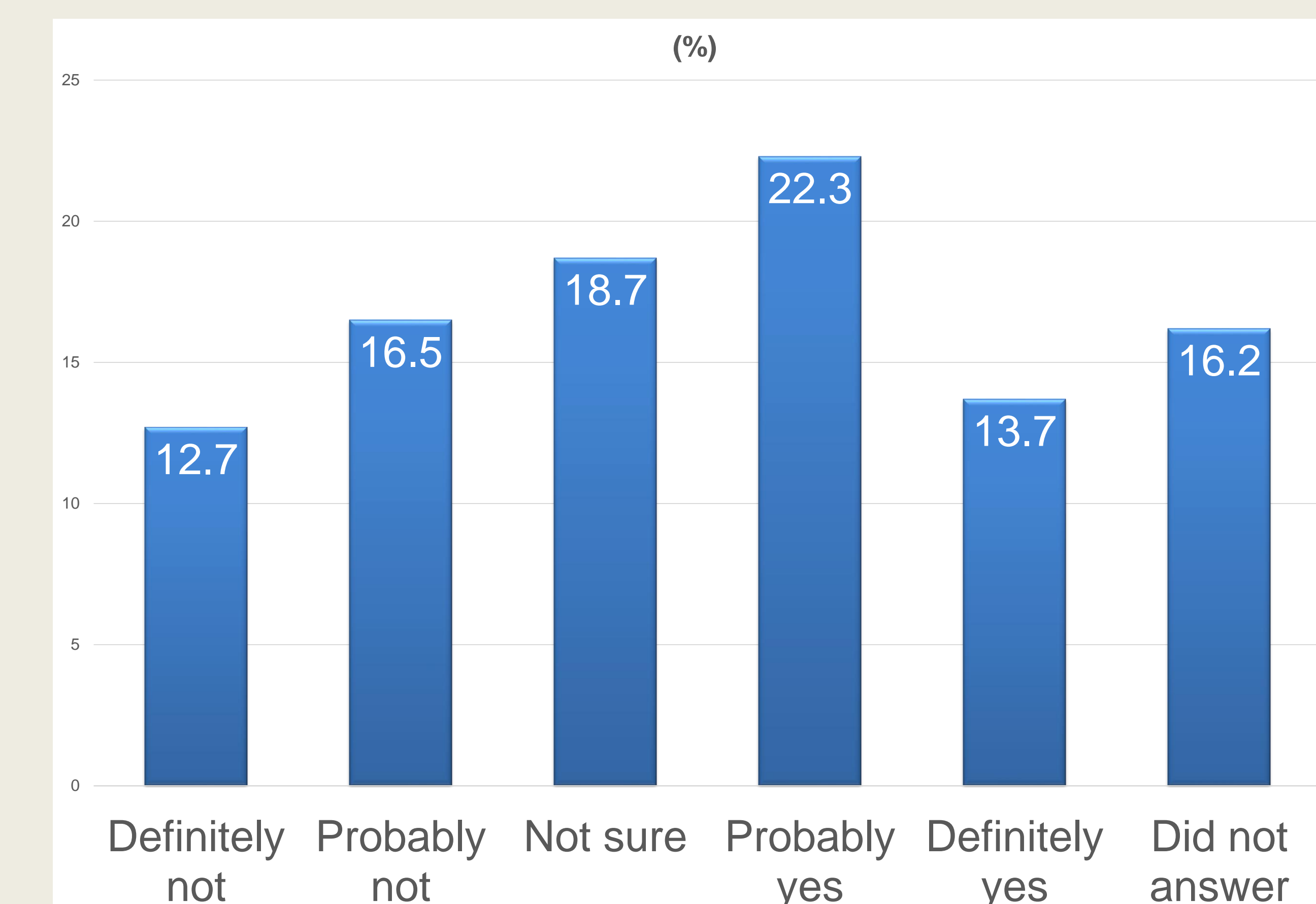
Characteristic	n (%)
Private	154 (42.2)
Public	175 (47.9)
Research	178 (48.8)
Teaching	286 (78.4)
HBCU	14 (3.8)
Urban	146 (40.0)
Suburban	0 (0.0)
Rural	74 (20.3)

## QUALITATIVE SUMMARY – MAJOR THEMES from FREE-TEXT COMMENTS



## MEMBER INTEREST IN ADVANCED CREDENTIAL

n = 331



FORMAT OF ADVANCED TRAINING PREFERENCES (n=307) <sup>a</sup>	Z-value
Remote online synchronous	0.514
Remote online asynchronous	4.166*
In person	1.9998*
Hybrid (part online, part in person)	-1.084
Self study / home study included	-1.427
Practical experience incorporated	-7.705*
Other	-15.923*

<sup>a</sup> Total may not equal 100% due to select all that apply question format.

\* P < 0.05

## REFERENCE

1. Chen AM, Armbruster AL, Buckley B, Campbell JA, Dang DK, Devraj R., ... & Borja-Hart N. (2021). Inclusion of health disparities, cultural competence, and health literacy content in US and Canadian pharmacy curriculums. American Journal of Pharmaceutical Education, 2021;85(1).

## CORRESPONDING AUTHOR

Akesha Edwards  
St John Fisher University  
Wegmans School of Pharmacy  
Email: aedwards@sjfc.edu  
Phone: 585 385 8147