

## Introduction

The emergency department (ED) is becoming more popular among patients seeking hospital care for dental concerns. Dental care is one of the most unmet healthcare needs for children in the United States (US) and ED visits are increasing yearly for dental injury, pain, and infection.

## Purpose

The purpose of this retrospective review was to evaluate trends in patients reporting to the ED for dental-related chief complaints at Cohen Children's Medical Center (CCMC) in Queens, New York.

## Methods

Emergency room visits at a Level 1 Trauma Hospital in Queens, NY were evaluated regarding:

- dental complaint
- age
- birth sex
- insurance
- nature of follow-up

Literature involving emergency room pediatric dental visits in various countries were reviewed and results were compared.

## Results

23% of CCMC pediatric ED dental visits required emergent treatment. Trauma and tooth pain were the most common reasons for pediatric emergency dental visits.

## Conclusion

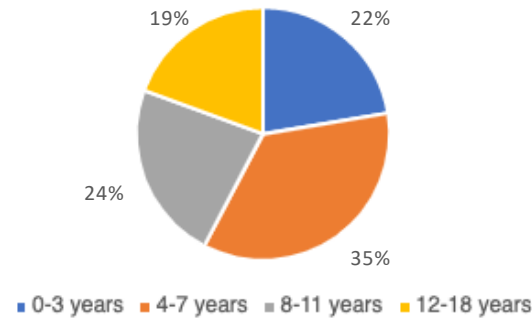
This current review aligns with findings from multiple US studies comparing the types of dental emergencies, access to care, and types of dental trauma. There is still a great need for preventive dental treatment, education for parents, and better access to care. In turn, this will reduce the ED burden, overuse of hospital resources and provide better patient care and overall experience.

## References

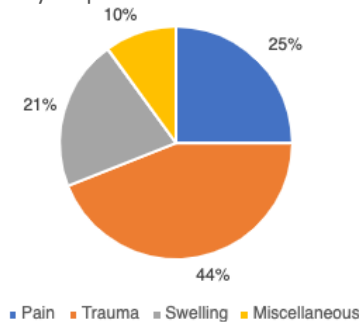
1. Rowley ST, Sheller B, Williams BJ, Mancl L. Utilization of a hospital for treatment of pediatric dental emergencies. *Pediatr Dent*. 2006 Jan-Feb;28(1):10-7.
2. Lewis C, Lynch H, Johnston B. Dental complaints in emergency departments: a national perspective. *Ann Emerg Med*. 2003 Jul;42(1):93-9. doi: 10.1067/mem.2003.234.
3. Oliva MG, Kenny DJ, Ratnapalan S. Nontraumatic dental complaints in a pediatric emergency department. *Pediatr Emerg Care*. 2008 Nov;24(11):757-60.
4. James V, Vandersluis YR, Zhang EWJ, Scolnik D. Dental injuries in younger emergency department patients. *2018 May;20(3):425-431*. doi: 10.1017/cem.2017.52. Epub 2017 Jul 13.

## FINDINGS

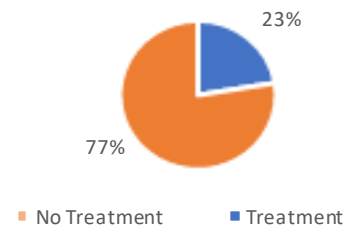
Percentage of Patients by Age



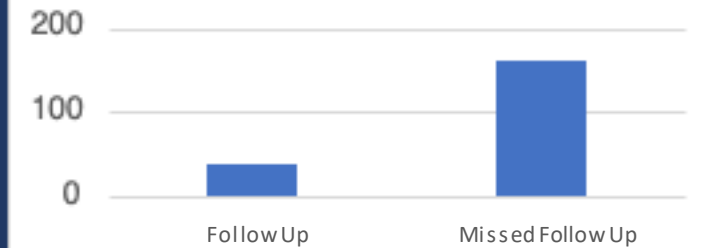
Dental Chief Complaint of Patients in the Emergency Department



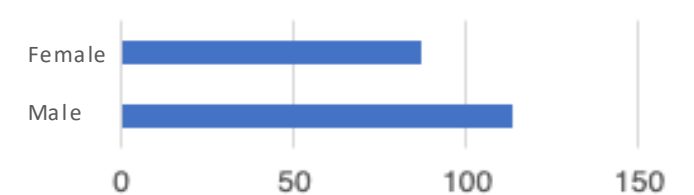
Percentage of Patients That Received Treatment vs. Treatment Not Necessary



Number of Patients that Returned for Follow Up Appointment vs. Missed Follow Up Appointment



Number of Patients Seen Based on Birth Sex



Number of Patients by Insurance

